



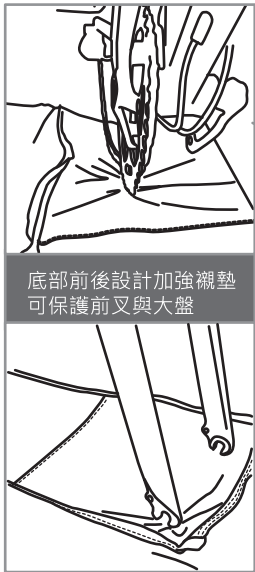
SH-5311S

26~29吋 拆前輪攜車袋

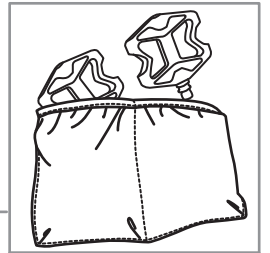
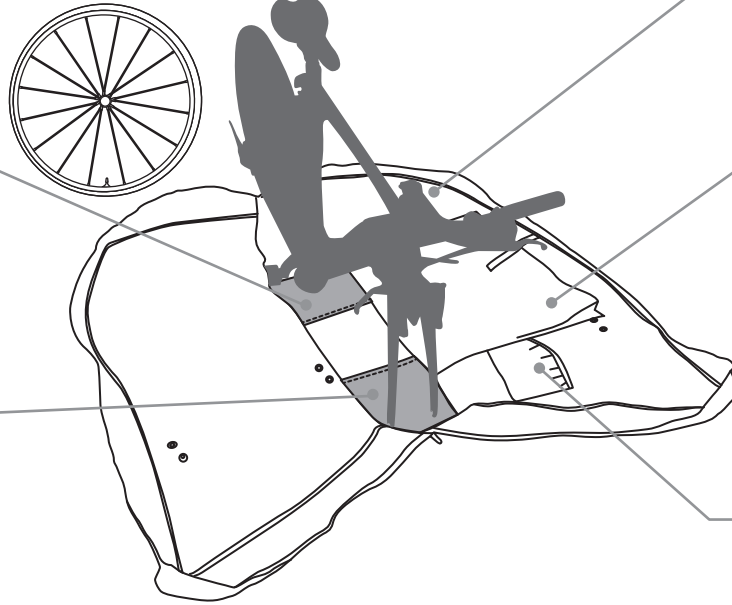
Bicycle Carrying Bag

CH ver. 1.0 2014/12/19
MADE IN TAIWAN

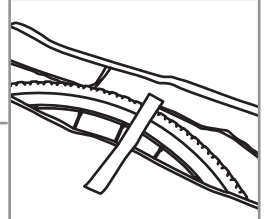
Step1 將攜車袋整個攤開，拆下前輪後直接放在袋子中間



底部前後設計加強襯墊
可保護前叉與大盤



分開式口袋依需求放踏板

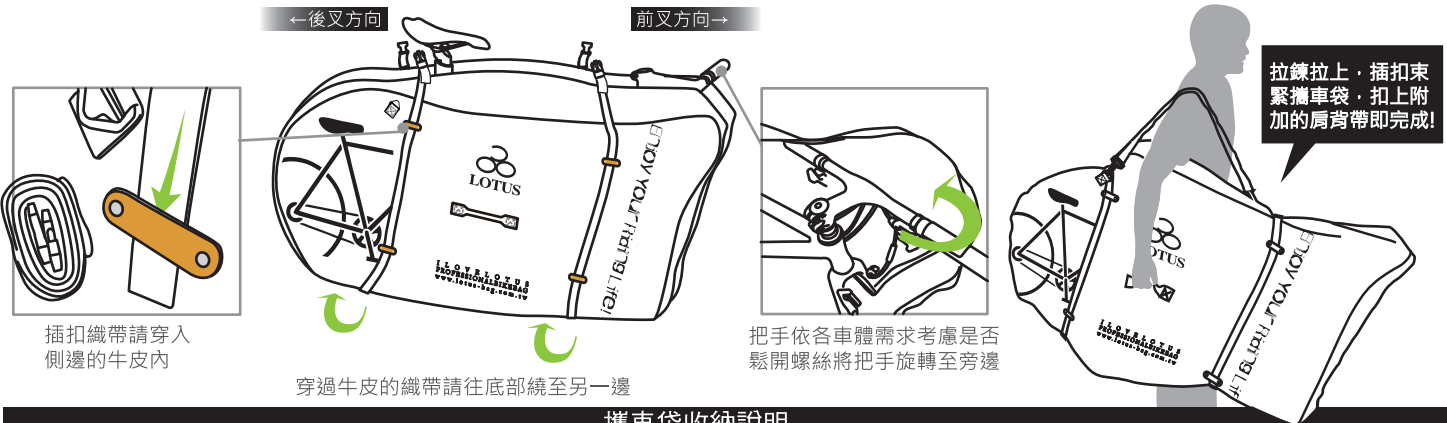


將拆下的前輪放此夾層



鬆緊帶口袋可放置工具

Step2 袋體與車身放置方向性請看外袋圖形，左邊放後輪（大盤貼近有印刷圖形的袋身）



攜車袋收納說明

